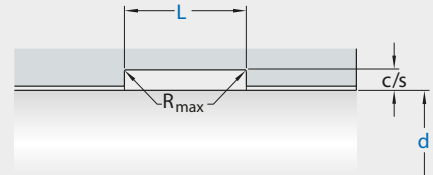
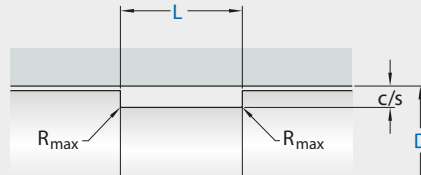
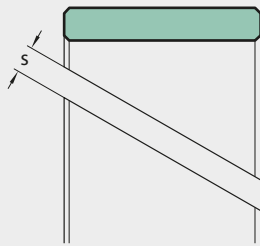


F01



Ordering dimensions in blue

Sealing material Surface roughness	TPU / Elastomers		PTFE	
	R_{tmax}	R_a	R_{tmax}	R_a
	mm		nm	
Sliding surface	$\leq 2,5$	0,1–0,5	≤ 2	0,05–0,3
Bottom of groove	$\leq 6,3$	$\leq 1,6$	$\leq 6,3$	$\leq 1,6$
Groove face	≤ 15	≤ 3	≤ 15	≤ 3

Bearing area: 50–95% and a cutting depth of 0,5 R_z based on $C_{ref} = 0\%$

Standard dimensions			Outside dynamic surface					
Inside dynamic surface			D		d	c/s	L	R_{max}
d	D	H9	over	incl.	f8		+0,2	
mm	mm	mm	mm	mm	mm			
6	30	d+3	6	30	D-3	1,5	4	0,3
30	50	d+3	30	50	D-3	1,5	5,6	0,3
50	100	d+5	50	100	D-5	2,5	9,7	0,3
100	800	d+5	100	800	D-5	2,5	15	0,3
800		d+8	800		D-8	4	25	0,3

* Cutting gap s † values depend on material and temperature. For detailed information please refer to the profile description.

application



not bolded symbols; please consult our technical for application limitations

operating parameters & material

diameter range: up to 600 mm

material	temperature	max. surface speed	max. specific load
Ecotal ²	-50 °C ... +100 °C	4,0 m/s	25 N/mm ²
Ecomid ²	-40 °C ... +100 °C	4,0 m/s	25 N/mm ²
Ecoflon 2	-200 °C ... +200	4,0 m/s	3 N/mm ²
Ecoflon 3	-200 °C ... +200 °C	5,0 m/s	4,5 N/mm ²
TEX	-40 °C ... +130 °C	1,0 m/s	90 N/mm ²

the stated operation conditions represent general indications. it is recommended not to use all maximum values simultaneously. surface speed limits apply only to the presence of adequate lubrication film.

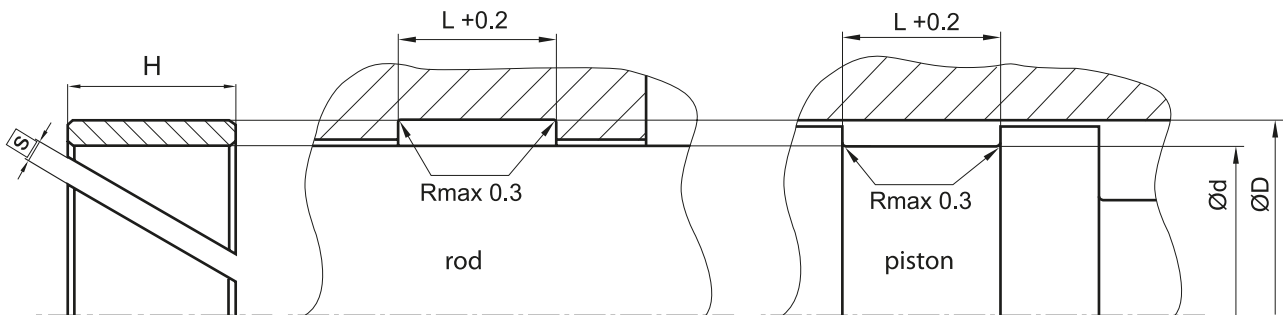
² Ecotal up to $\varnothing 260$ mm, Ecomid above $\varnothing 260$ mm.

fitting & installation

Guide Ring F01 can be easily snapped into the housing groove. careful fitting is a prerequisite for correct function.

seal & housing recommendations

please note that we are able to produce those profiles to your specific need or any non standard housing. for detail measurements, please see seal-mart catalog...



variations:

- cutting gap width $s = \dots mm$
- endless